

MY REQUEST

Step 1 / 5



Company	
Name	First name
Street	Number
Zip Code	City
Country	

Best Way to Reach Me

Phone	Email
Message/ Comment	
Please send me a quote	
I have taken note of the Privacy Policy . I agree to the use of my personal data for internal processes, information letters and offers. The release of my personal data is expressly voluntary.	

CONTINUE TO NEXT STEP



Back

Step 2 / 5

Please choose preferred unit of measurement

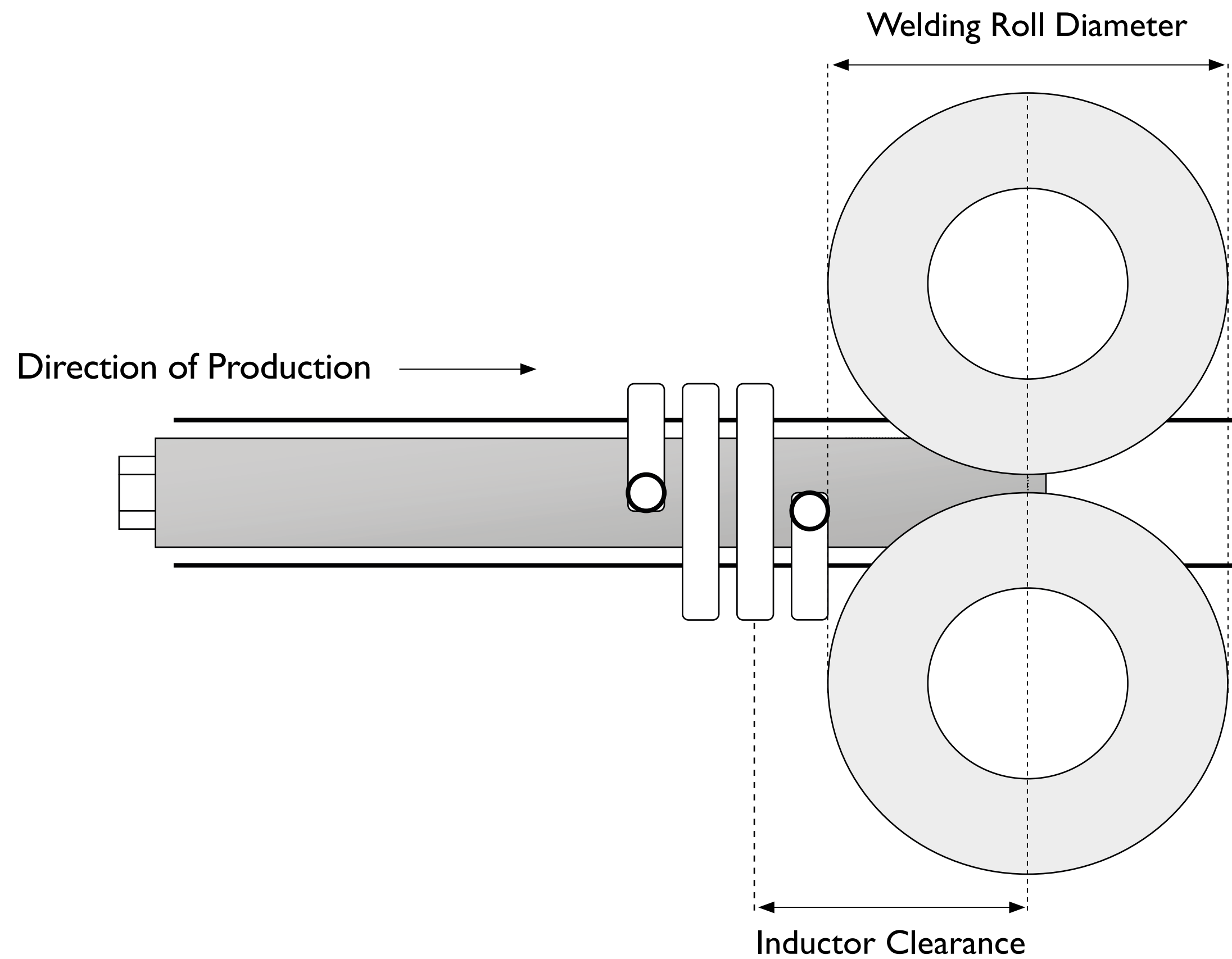
In order to be able to offer you an inside tube scarfer that conforms to your product portfolio, we need the exact dimensions of your pipe outside diameter as well as the exact wall thicknesses of your workpieces.

Material	Pipe Outside Diameter	Min. Wall Thickness	Max. Wall Thickness	Min. Pipe Inside Diameter	Max. Pipe Inside Diameter	Slot width of the tube at the last fin pass stand	Welding Speed with ID-Scarfig	Welding Speed without ID-Scarfig
BACK		DELETE		CONTINUE TO NEXT STEP				

Impeder and Induction Coil Selection Guide



Please choose preferred unit of measurement



	Inductor Clearance from center of Welding Roll	Welding Roll Diameter
1		
2		
3		
4		
5		
6		
7		
8		
9		
10		
11		
12		
13		
14		
15		
16		

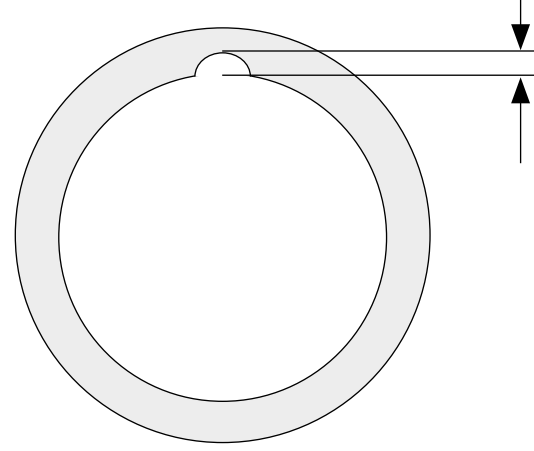
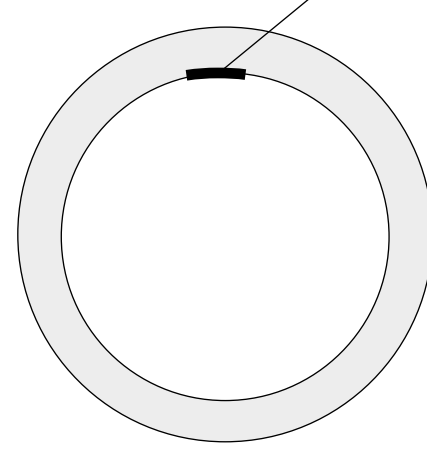
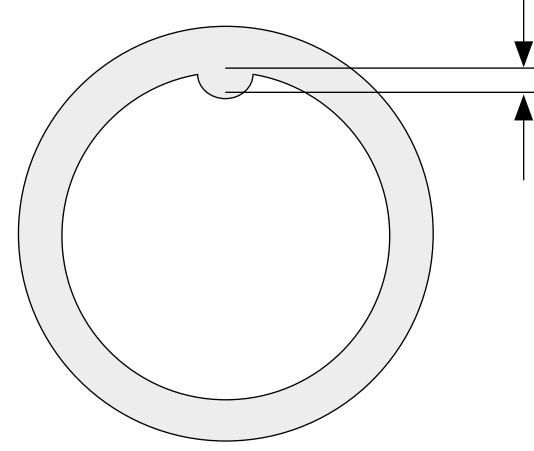
BACK

DELETE

CONTINUE TO NEXT STEP

Machine Specification

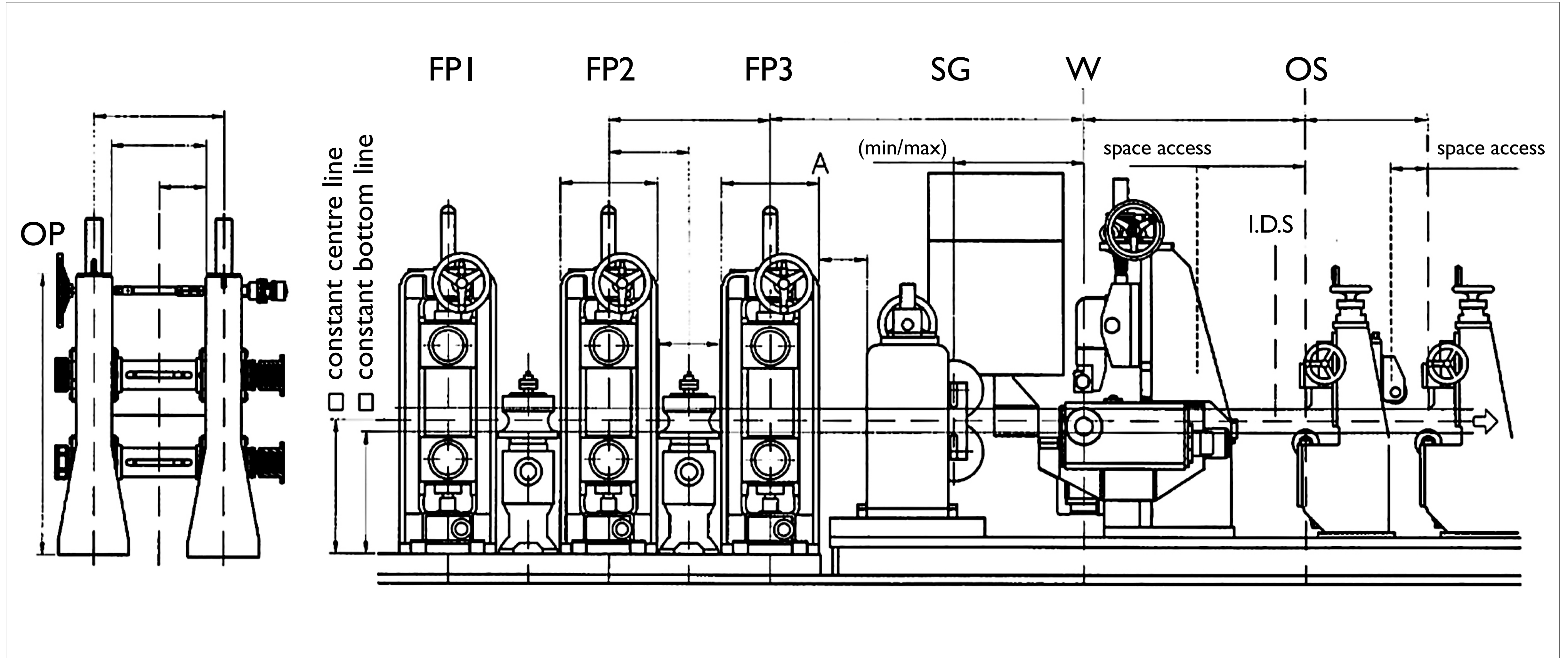


Is the welding table moveable in axial direction?		No	Yes, by c.
Constant pipe center		Constant pipe bottom edge	
Type of HF-Generator	Tube generator	Transistor generator (solid state)	Manufacturer
HF-Generator output			Water pressure for impeder cooling
Flow rate for impeder cooling			
Total length of the existing ID scarfing system (suspension-ID scarfer)			
Maximum line speed			Max. poss. external pipe diameter of the pipe welding line
Details on the scarfing tolerance Max. admissable undercut  0-Cut (equal to inside diameter)  Max. admissable seam overhang 			Comments

Pipe Line Layout



All measurements in mm



BACK

DELETE

SUBMIT REQUEST